










## COMMITMENT 9: To reduce mortality and morbidity due to malaria by 20% of 1995 levels in at least 75% of countries affected

### Malaria cases (per 100,000 people)

	1994	2000	PROGRESS OR REGRESSION	GOAL 2000		1994	2000	PROGRESS OR REGRESSION	GOAL 2000
<b>Average</b>	<b>5022</b>	<b>3460</b>			<b>Average</b>	<b>5022</b>	<b>3460</b>		
Angola	6377	8796	←	5101	Venezuela	64	94	←	51
Bangladesh	143	40	→	114	Viet Nam	1189	95	→	952
Belize	4787	856	→	3830	Yemen	260	152	→	208
Benin	10398	11915	←	8318	Zambia	44498	34274	→	35598
Bhutan	2238	283	→	1791	Zimbabwe	2964	5422	←	2372
Bolivia	480	379	→	384	<b>COUNTRIES WITH NO RECENT DATA</b>				
Botswana	2089	476	→	1672	Algeria	1			1
Brazil	360	344	→	288	Brunei Darussalam	13			10
Burkina Faso	4637	6061	←	3710	Cape Verde	6			4
Burundi	14022	48528	←	11217	Cuba	133			106
Cambodia	870	477	→	696	El Salvador	51			41
Cameroon	1065	3423	←	852	Iraq	500			400
Central African Republic	2562	2487	→	2050	Kuwait	50			40
Colombia	6	250	←	5	Maldives	7			5
Congo, Rep.	362	5916	←	289	Morocco	1			1
Costa Rica	1428	38	→	1142	Qatar	74			59
Djibouti	1050	753	→	840	Singapore	8			7
Dominican Republic	22	6	→	17	Syrian Arab Republic	4			3
Ecuador	267	686	←	214	Trinidad and Tobago	2			1
Equatorial Guinea	3812	2506	→	3049	<b>COUNTRIES WITH NO STARTING POINT DATA</b>				
Guatemala	214	350	←	171	Armenia		4		
Guinea	8567	11161	←	6853	Azerbaijan		19		
Guyana	4819	334	→	3855	Chad		196		
Haiti	331	15	→	265	Comoros		1946		
Honduras	949	543	→	759	Congo, Dem. Rep.		2963		
India	243	193	→	195	Côte d'Ivoire		12162		
Iran, Islamic Rep.	77	27	→	61	Eritrea		344		
Kenya	23068	545	→	18454	Ethiopia		635		
Lao PDR	1111	755	→	889	Gabon		2202		
Malawi	49410	27682	→	39528	Gambia		17376		
Malaysia	299	57	→	239	Georgia		5		
Mexico	14	6	→	11	Ghana		15348		
Myanmar	1582	225	→	1265	Guinea-Bissau		16455		
Namibia	27209	1466	→	21767	Indonesia		48		
Nepal	45	33	→	36	Lebanon		1		
Nicaragua	1035	400	→	828	Madagascar		2363		
Niger	9238	2132	→	7390	Mali		4505		
Oman	341	28	→	273	Mozambique		18108		
Pakistan	82	58	→	65	Nigeria		30		
Panama	26	36	←	21	Russian Federation		1		
Papua New Guinea	14974	1692	→	11980	Rwanda		6518		
Paraguay	12	124	←	10	Sao Tomé and Príncipe		31614		
Peru	528	257	→	422	Senegal		553		
Philippines	345	15	→	276	Sierra Leone		9311		
Saudi Arabia	56	33	→	45	Sudan		13932		
Solomon Islands	35980	16971	→	28784	Swaziland		2913		
South Africa	25	143	←	20	Tajikistan		302		
Sri Lanka	1540	1111	→	1232	Turkmenistan		1		
Suriname	1115	3485	←	892	Uganda		46		
Tanzania	27343	1208	→	21875	Uzbekistan		1		
Thailand	177	130	→	141					
Togo	8274	8939	←	6619					
Turkey	7	17	←	6					
Vanuatu	2285	3208	←	1828					

Source: Human Development Report 2002, UNDP.

**COUNTRIES IN BLUE:** Countries with starting point above average  
**COUNTRIES IN GREY:** Countries with starting point below average  
 Goal already met at the starting point  
 Countries with no starting point data. Met the goal by 2000  
 Countries with goal met before the starting point still progressing  
 Countries with goal met before the starting point but going backwards

 Significant regression  
 Some regression  
 Stagnation  
 Some progress  
 Significant progress or goal already achieved