










## COMMITMENT 11: To reduce adult illiteracy to at least one half of the 1990 level

### Illiteracy rate

	1990 (%)	2000 (%)	PROGRESS OR REGRESSION	GOAL 2000 (%)		1990 (%)	2000 (%)	PROGRESS OR REGRESSION	GOAL 2000 (%)
Average	28.8	22.4			Average	28.8	22.4		
Albania	23.0	15.3	→	11.5	Liberia	60.6	46.0	→	30.3
Algeria	47.4	33.3	→	23.7	Libya	31.9	20.0	→	15.9
Argentina	4.3	3.2	→	2.1	Lithuania	0.7	0.4	→	0.3
Armenia	2.5	1.6	→	1.3	Macao, China	9.5	6.2	→	4.7
Bahamas	5.6	4.6	→	2.8	Madagascar	42.0	33.5	→	21.0
Bahrain	17.8	12.4	→	8.9	Malawi	48.2	39.9	→	24.1
Bangladesh	65.0	58.7	→	32.5	Malaysia	19.2	12.5	→	9.6
Belarus	0.7	0.4	→	0.4	Maldives	5.5	3.3	→	2.7
Belize	10.9	6.8	→	5.4	Mali	74.4	58.5	→	37.2
Benin	73.6	62.6	→	36.8	Malta	11.5	8.0	→	5.8
Bolivia	21.8	14.5	→	10.9	Mauritania	65.2	59.8	→	32.6
Botswana	31.9	22.8	→	15.9	Mauritius	20.1	15.5	→	10.1
Brazil	19.1	14.8	→	9.5	Mexico	12.1	8.6	→	6.1
Brunei Darussalam	14.5	8.5	→	7.2	Moldova	2.5	1.1	→	1.3
Bulgaria	2.8	1.6	→	1.4	Mongolia	1.8	1.1	→	0.9
Burkina Faso	83.6	76.1	→	41.8	Morocco	61.3	51.1	→	30.7
Burundi	63.0	52.0	→	31.5	Mozambique	66.5	56.0	→	33.3
Cambodia	38.3	32.2	→	19.2	Myanmar	19.3	15.3	→	9.6
Cameroon	37.5	24.2	→	18.8	Namibia	25.1	18.0	→	12.6
Cape Verde	36.2	26.2	→	18.1	Nepal	69.5	58.2	→	34.8
Central African Republic	66.7	53.3	→	33.4	Netherlands Antilles	4.4	3.5	→	2.2
Chad	72.3	57.4	→	36.2	Nicaragua	37.2	33.5	→	18.6
Chile	5.9	4.2	→	3.0	Niger	88.6	84.1	→	44.3
China	23.1	15.9	→	11.5	Nigeria	51.4	36.1	→	25.7
Colombia	11.5	8.3	→	5.7	Oman	45.3	28.3	→	22.7
Comoros	46.2	44.1	→	23.1	Pakistan	64.6	56.8	→	32.3
Congo, Dem. Rep.	52.5	38.6	→	26.3	Panama	11.0	8.1	→	5.5
Congo, Rep.	32.9	19.3	→	16.4	Papua New Guinea	43.4	36.1	→	21.7
Costa Rica	6.1	4.4	→	3.0	Paraguay	9.7	6.7	→	4.8
Côte d'Ivoire	66.7	53.2	→	33.4	Peru	14.5	10.1	→	7.2
Croatia	3.1	1.7	→	1.6	Philippines	7.6	4.7	→	3.8
Cuba	4.8	3.3	→	2.4	Poland	0.4	0.3	→	0.2
Cyprus	5.7	2.9	→	2.8	Portugal	12.7	7.8	→	6.4
Djibouti	47.0	35.4	→	23.5	Puerto Rico	8.5	6.2	→	4.2
Dominican Republic	20.6	16.4	→	10.3	Qatar	23.0	18.8	→	11.5
Ecuador	12.3	8.4	→	6.2	Romania	3.0	1.9	→	1.5
Egypt	52.9	44.7	→	26.5	Russian Federation	0.8	0.4	→	0.4
El Salvador	27.5	21.3	→	13.8	Rwanda	46.7	33.2	→	23.4
Equatorial Guinea	26.7	16.8	→	13.4	Samoa	24.8	19.8	→	12.4
Eritrea	53.6	44.3	→	26.8	Saudi Arabia	33.7	23.7	→	16.9
Ethiopia	71.3	60.9	→	35.6	Senegal	71.7	62.7	→	35.8
Fiji	11.4	7.1	→	5.7	Singapore	11.1	7.7	→	5.6
Gambia	74.4	63.4	→	37.2	Slovenia	0.4	0.4	→	0.2
Ghana	41.6	28.5	→	20.8	South Africa	18.8	14.7	→	9.4
Greece	5.1	2.8	→	2.5	Spain	3.7	2.4	→	1.9
Guatemala	38.9	31.4	→	19.5	Sri Lanka	11.3	8.4	→	5.6
Guinea-Bissau	72.8	61.5	→	36.4	Sudan	54.0	42.2	→	27.0
Guyana	2.8	1.5	→	1.4	Swaziland	28.4	20.4	→	14.2
Haiti	60.3	50.2	→	30.2	Syrian Arab Republic	35.2	25.6	→	17.6
Honduras	31.5	25.4	→	15.7	Tajikistan	1.8	0.8	→	0.9
Hong Kong, China	10.0	6.5	→	5.0	Tanzania	37.0	24.9	→	18.5
Hungary	0.9	0.7	→	0.5	Thailand	7.6	4.5	→	3.8
India	50.7	42.8	→	25.3	Togo	55.7	42.8	→	27.9
Indonesia	20.4	13.1	→	10.2	Trinidad and Tobago	8.6	6.2	→	4.3
Iran, Islamic Rep.	36.5	23.7	→	18.3	Tunisia	40.9	29.0	→	20.4
Iraq	54.7	44.1	→	27.4	Turkey	22.1	14.9	→	11.0
Israel	9.2	5.4	→	4.6	Uganda	43.9	32.9	→	21.9
Italy	2.3	1.6	→	1.2	Ukraine	0.6	0.4	→	0.3
Jamaica	17.9	13.1	→	9.0	United Arab Emirates	28.8	23.7	→	14.4
Jordan	19.0	10.3	→	9.5	Uruguay	3.4	2.3	→	1.7
Kenya	29.2	17.6	→	14.6	Uzbekistan	1.4	0.8	→	0.7
Korea, Rep.	4.1	2.2	→	2.1	Venezuela	11.0	7.4	→	5.5
Kuwait	23.3	18.0	→	11.6	Viet Nam	9.5	6.6	→	4.7
Lao PDR	63.8	51.3	→	31.9	Yemen	67.3	53.7	→	33.7
Latvia	0.2	0.2		0.1	Zambia	31.9	21.9	→	15.9
Lebanon	19.7	14.0	→	9.8	Zimbabwe	19.3	11.3	→	9.7
Lesotho	22.1	16.6	→	11.0					

Source: World Development Indicators 2002, World Bank.

**COUNTRIES IN BLUE:** Countries with starting point above average  
**COUNTRIES IN GREY:** Countries with starting point below average  
 Goal already met at the starting point  
 Countries with no starting point data. Met the goal by 2000  
 Countries with goal met before the starting point still progressing  
 Countries with goal met before the starting point but going backwards

 Significant regression  
 Some regression  
 Stagnation  
 Some progress  
 Significant progress or goal already achieved